

Condensate Management

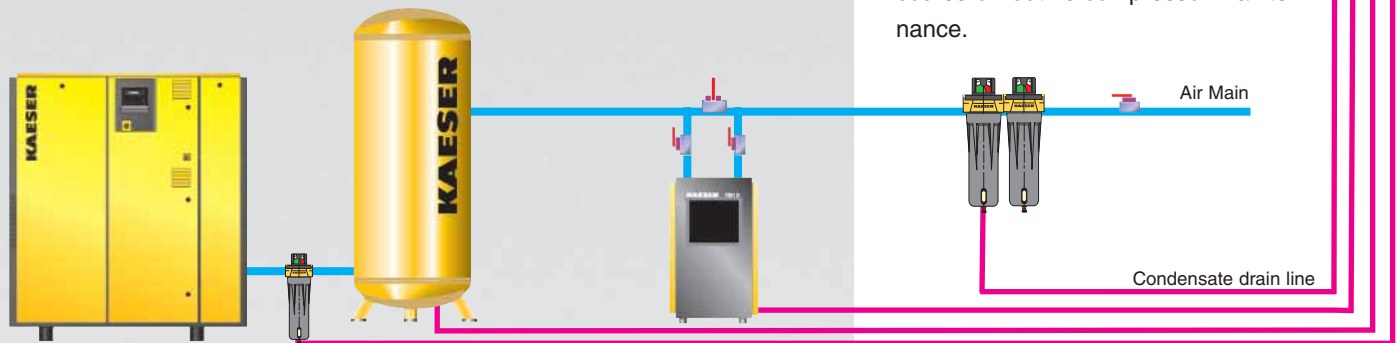
Aquamat 8

for compressors: up to 3180 cfm



Compressed air condensate

Compressed air condensate is a by-product of all compressors. It is a mixture of oil and water with ambient particulates and hydrocarbons that have been concentrated during the compression process. Much of the oil is the result of oil vapors and aerosols present in the compressor intake air. This type of oil-water mixture may be classified as hazardous waste. Therefore, federal and local environmental laws often prohibit the discharge of untreated compressor condensate into surface drains. Kaeser's Aquamat condensate management system offers a reliable and economical method of oil/water separation.



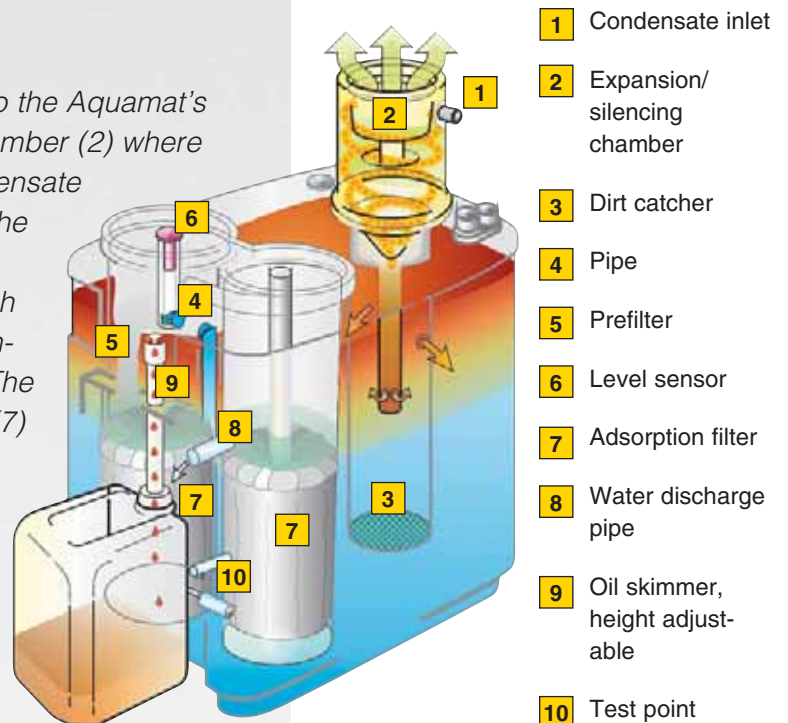
Condensate must be collected and drained from each component in an air system. A variety of condensate drains are available to provide reliable condensate removal.

Condensate disposal

Collecting and storing large volumes of contaminated condensate will eventually require handling and disposal by a waste collection specialist and can be very expensive. The bulk volume of the contaminated condensate is water. By separating and removing the oil, the water can simply be discharged into a drain. Always observe local guidelines for disposal of effluents. The remaining waste oil can then be collected in the course of routine compressor maintenance.

Function

The condensate is fed under pressure directly to the Aquamat's inlet (1) and then to the expansion/silencing chamber (2) where condensate is separated from the air. The condensate then flows through the dirt catcher (3) and into the settling tank where the oily mixture rises to the surface. The partially clean water passes through a pipe (4) and through a prefilter (5). A level sensor measures the degree of contamination (6). The condensate then flows into the adsorption filter (7) where the remaining oil content is removed and the clean water flows out of the unit via the discharge pipe (8). The separated oil is collected in a special canister via the skimmer pipe (9). Water quality samples can be drawn from a test point (10).



- 1 Condensate inlet
- 2 Expansion/silencing chamber
- 3 Dirt catcher
- 4 Pipe
- 5 Prefilter
- 6 Level sensor
- 7 Adsorption filter
- 8 Water discharge pipe
- 9 Oil skimmer, height adjustable
- 10 Test point

Aquamat saves money



Design offers reliability

Kaeser's design is reliable and offers the best operating cost available today. The patented multi-stage separation system includes a unique pre-separation phase that greatly extends the life of the activated carbon absorber. Since the carbon absorber is the major consumable item that effects

performance, extending its life reduces material and labor costs.



Test Kit

With this simple test kit, the quality of the cleaned water can be tested at any time. The kit can be conveniently stored on the unit cover.



Automatic maintenance indicator

The level sensor clearly indicates the degree of filter contamination so that preventative maintenance can be scheduled to keep the unit at peak performance.



Quicker filter change

The large maintenance cover allows for rapid and easy filter changes without disconnecting inlet lines.



Multiple inlets

Standard unit allows up to four condensate inlet lines (Aquamat 2 and up). Unused connections are blocked off.

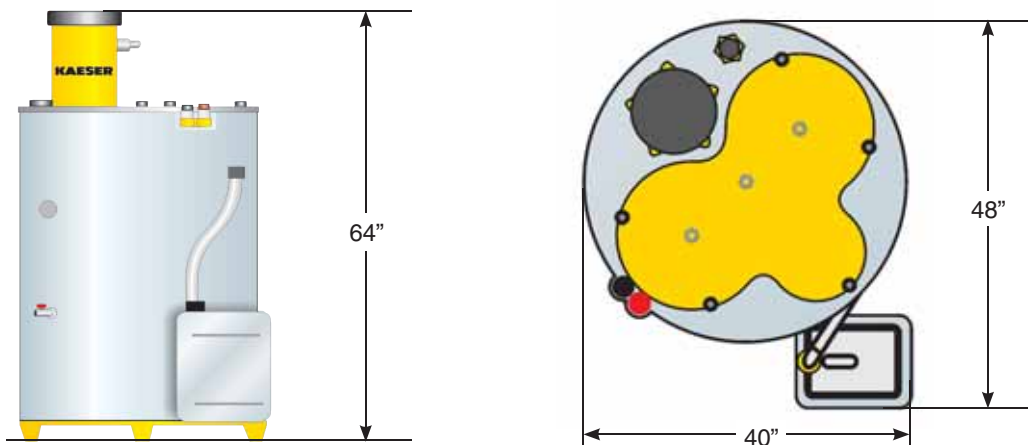
Maximum flow (scfm) using various lubricants

Model	Rotary Screw Demulsibility*				Rotary Vane and Reciprocating Demulsibility*			
	Poor (most motor oils)	Average (most hydraulic oils)	Good (most turbine oils and M 460)	Excellent (some synthetic oils like S 460)	Poor (most motor oils)	Average (most hydraulic oils)	Good (most turbine oils and M 460)	Excellent (some synthetic oils like S 460)
Aquamat 8	700	1525	2350	3180	590	1190	1770	2120

Note: Rates are based on air compressor inlet conditions at 70°F and 70% relative humidity using oils with the best demulsibility in their class. Ratings for other conditions may vary significantly; consult with Kaeser for specific values. Emulsifying lubricants (e.g., most motor oils and polyglycol lubes) are not recommended. The use of automatic drain traps without any air discharge/loss is highly recommended. Mixing of oils or additive packages used in lubricants may have an adverse effect on demulsibility. **Manifolds are available for each unit. Consult factory for larger applications.**

*Demulsibility is an oil's ability to separate from water in a given amount of time.

Dimensions



Specifications are subject to change without notice.

KAESER COMPRESSORS

Built for a lifetime.™

Corporate Headquarters:

PO Box 946

Fredericksburg, Virginia 22404

Phone 540-898-5500

Fax 540-898-5520

www.kaeser.com

The Air Systems Specialist

With over 85 years of experience, Kaeser is the air systems specialist. Our extensive 100,000 square foot facility allows us to provide unequalled product availability. With service centers nationwide and our 24-hour emergency parts guarantee, Kaeser customers can rely on the best after-sales support in the industry. Kaeser stands committed to providing the highest quality air system for your specific compressed air needs.

Certified Management Systems



© 2009 Kaeser Compressors, Inc. All rights reserved. 05/09
USAQUAMAT